

Division of Alcoholism and Chemical Dependency Programs



Virginia N. Price
Assistant Secretary
Wrenn Rivenbark
Clinical Director

Current Prison Population

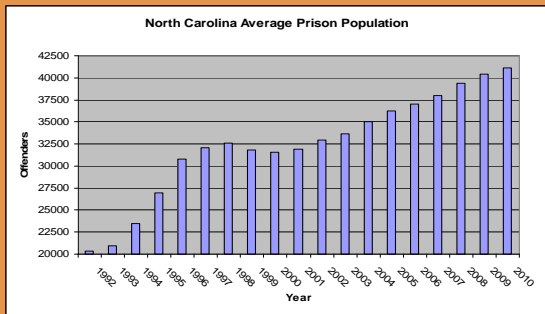
- Prison Inmates 40,128
 - Male Inmates 37,283
 - Female Inmates 2,845
- Prison Admissions (2008)
 - Total 29,686
 - Males 26,022 or 88%
 - Females 3,661 or 12%
 - Most Frequent Crimes of 2008 Admittants
 - Drug Possession **20%**
 - DWI **10%**
 - Drug Trafficking **3%**

North Carolina Department of Correction 12/30/2009 - <http://www.doc.state.nc.us/>

Division of Prisons Facilities



Prison Population Growth



NCDOC Office of Research and Planning, Research Bulletin, Issue No. 51, March 2008

Substance Abuse Screening Upon Prison Admission (FY07-08)

24,031 offenders were screened using the Substance Abuse Subtle Screening Inventory (SASSI)

- **62%** or 14,971 indicated a need for residential substance abuse treatment
 - of the 14,971, **73%** or **10,904** were eligible for residential treatment programs
- **72%** or 2,191 of female offenders who were screened indicated a need for residential substance abuse treatment
- **69%** or 2,295 of youthful male offenders (under 22) who were screened indicated a need for residential substance abuse treatment

FY 2007-2008 DACDP Annual Legislative Report

Community Corrections Demographics

- Currently on DCC Supervision
 - Total 114,001
 - Probation 110,846
 - Parole 3,155
- Most Frequent Crimes for 2007 Probation and Parole Entries
 - Probation: Drug Charges **22%**, DWI **16%**
 - Parole: Drug Charges **8%**, DWI **33%**

NCDOC Office of Research and Planning, Research Bulletin, Issue No. 52, March 2009

Probationers Requiring Treatment?

- Unlike prison admissions, no collective data exists to definitively indicate how many probationers are in need of treatment.....

however

- Assuming a percentage mirroring that of the prison population (62%) would yield an estimate approaching 70,000

About DACDP.....

- One of the largest substance abuse treatment organizations in North Carolina, employing over 200 staff from Haywood to Tyrrell counties
- Eighteen prison-based programs located within NCDOC facilities
- Two contracted private facilities
- Community-based residential program - DART Cherry Residential Program for Probationers and Parolees (men) and Black Mountain (women)
- Early Intervention and Continuing Care Services

DACDP Program Locations



Residential Program Characteristics

Prison-Based

- (2) 35 day programs
- (11) 90 day programs
- (5) 6-12 month programs

Private Facilities

- 6-12 month programs

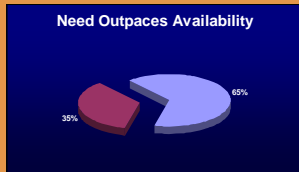
DART Cherry

Community-Based Residential

- One 28-day program (100 beds)
- Two 90-day programs (100 beds each)

Question of Supply vs. Demand

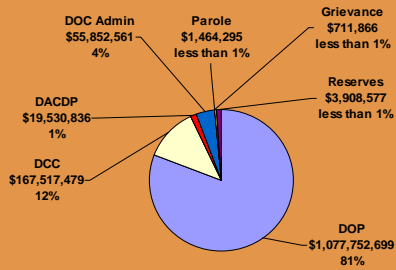
- For every substance abuse treatment slot available there are 3 inmates who need substance abuse treatment. In other words, when variables are held constant an inmate who needs treatment has a 35% chance of placement in a treatment program.



NCDOC Office of Research and Planning - Statistics Memo, Long-Term Substance Abuse Treatment: Treatment Need, January 2008

NCDOC Budget Breakdown

FY 2008-09



DACDP Budget Allocation

FY 08-09 Expenditures

Treatment Slots

- Prison-Based - \$4,932,331 **750**
- DART Cherry - \$4,095,572 **300**
- Private Facilities - \$5,675,548* **200**
- Admin - \$1,778,120 **N/A**

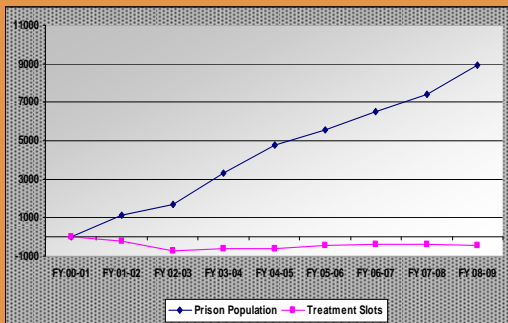
* Does not include all costs associated with incarceration (processing, diagnostic screening, medical, etc)

Cost of Treatment Services

- The DOC Controller's Office computes agency and program costs annually. The figures below are for fiscal year 2007-2008.
- DART-Cherry average daily cost -\$52.54
- Prison-based treatment programs averaged - \$63.91 per day
- Private facility cost per day
 - Mary Frances Center - \$89.68 (women)
 - Evergreen - \$69.61 (men)

FY 2007-2008 DACDP Annual Legislative Report

Growth Comparison



FY 2007-2008 DACDP Annual Legislative Report

Treatment Works

- According to national statistics, effective substance abuse treatment with regards to criminal justice populations can.....
1. Reduce recidivism
 2. Reduce criminal activities as much as 64%
 3. Produce savings of \$7.00 for every \$1.00 spent on treatment programs in the areas of public assistance, costs to victims of crimes, criminal justice costs, thefts, automobile accidents, hospitalizations and other medical care

Substance Abuse Treatment for Adults in the Criminal Justice System, Center for Substance Abuse Treatment, 2005

Needs and Next Steps....

- Additional in-prison treatment capacity
- Pilot a “single mission” treatment facility.
