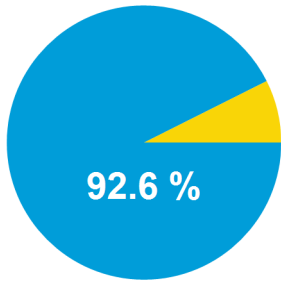
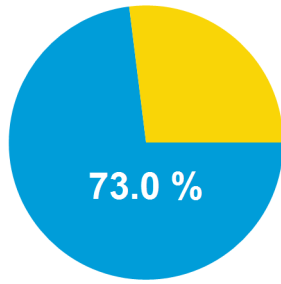


Continuous Alcohol Monitoring	42	0	0	27	2,887	0	99.6%
	CAM Clients	CAM + HA Clients	Both CAM & CAM + HA	Completed Clients	CAM Days Monitored	CAM + HA Days	Sober Days Total

Overall Program Compliance

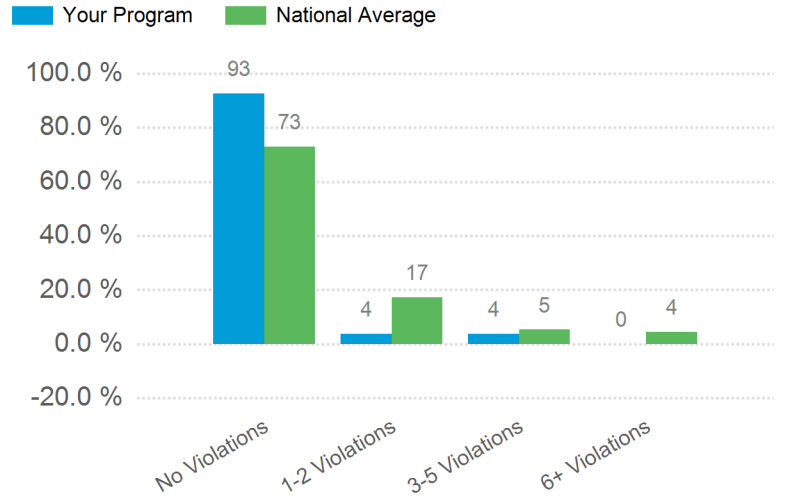


Your Program



National Average

Percentage of Participants by Confirmed Violations



Average Number of Days on SCRAM CAM



Your Program



National Average

Average Number of Days to First Violation



Your Program



National Average

Daily Clients Monitored

8
Client Net Loss/Gain Last 6 Months

15
Client Net Loss/Gain Last 12 Months

