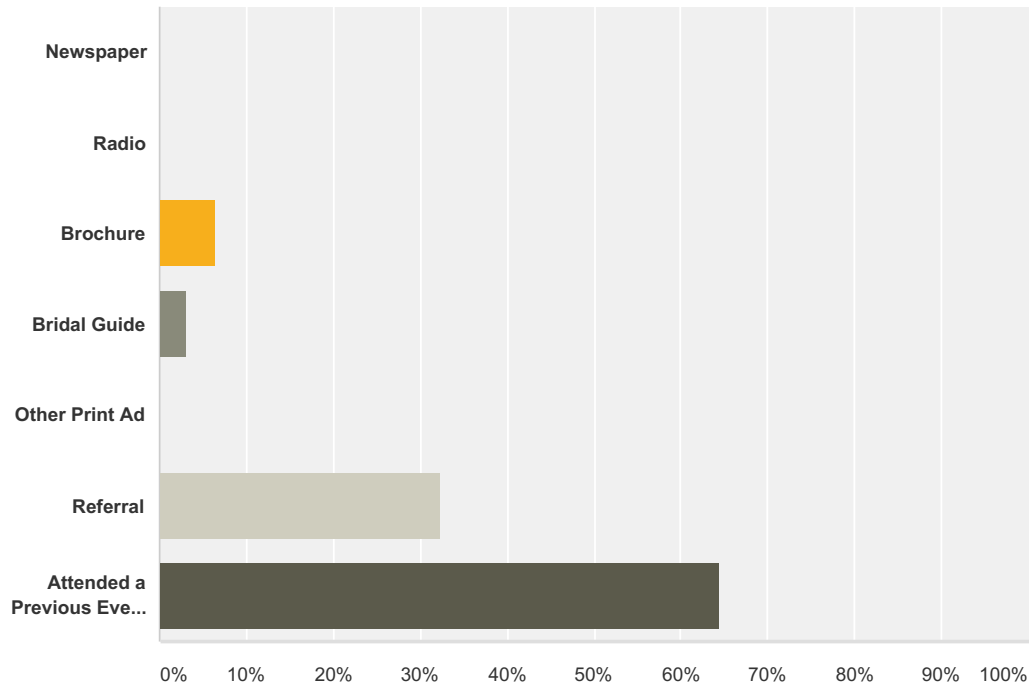


### Q1 How did you hear about the Fair Barn?

Answered: 31 Skipped: 9



Answer Choices	Responses
Newspaper	0.00% 0
Radio	0.00% 0
Brochure	6.45% 2
Bridal Guide	3.23% 1
Other Print Ad	0.00% 0
Referral	32.26% 10
Attended a Previous Event at the Fair Barn	64.52% 20
<b>Total Respondents: 31</b>	

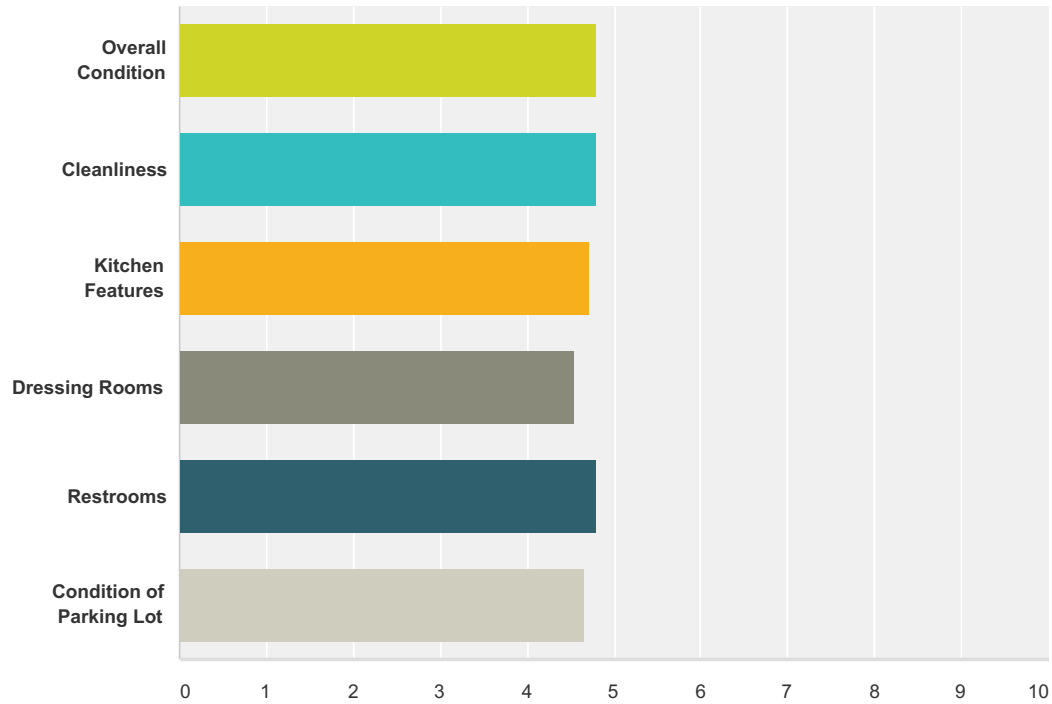
## Q2 Please indicate the date of your Fair Barn reservation.

Answered: 40 Skipped: 0

Answer Choices	Responses	
Month of your event	100.00%	40
Year of your event	100.00%	40

**Q3 FACILITIES.** Please indicate how satisfied you were with the Fair Barn facilities in the following areas, on a scale from Very Satisfied to Very Dissatisfied.

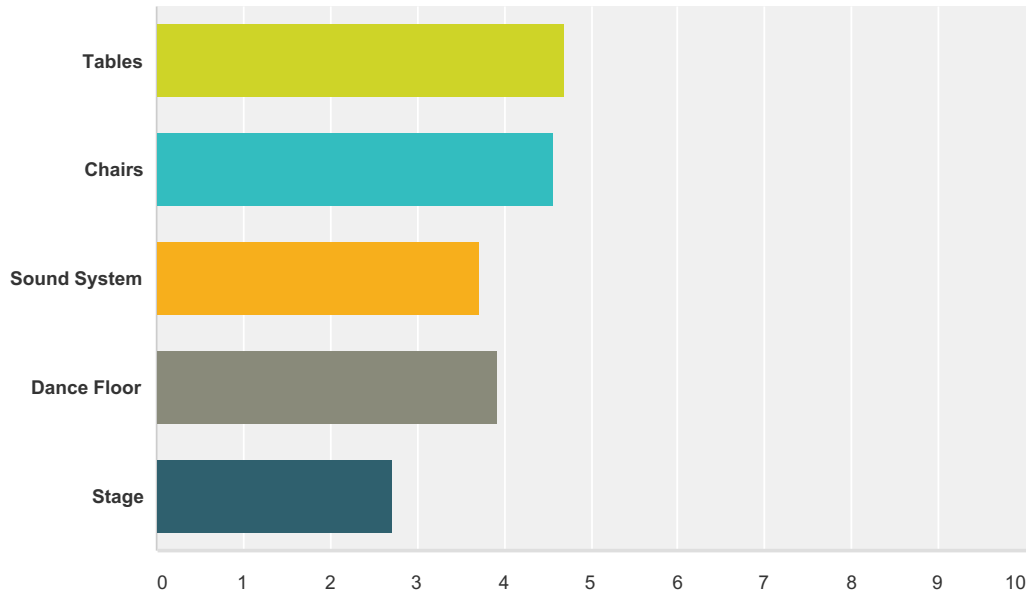
Answered: 40 Skipped: 0



	Very Satisfied	Satisfied	Neutral	Dissatisfied	Very Dissatisfied	Total	Weighted Average
Overall Condition	95.00% 38	0.00% 0	0.00% 0	0.00% 0	5.00% 2	40	4.80
Cleanliness	95.00% 38	0.00% 0	0.00% 0	0.00% 0	5.00% 2	40	4.80
Kitchen Features	90.00% 36	2.50% 1	2.50% 1	0.00% 0	5.00% 2	40	4.72
Dressing Rooms	72.50% 29	20.00% 8	2.50% 1	0.00% 0	5.00% 2	40	4.55
Restrooms	95.00% 38	0.00% 0	0.00% 0	0.00% 0	5.00% 2	40	4.80
Condition of Parking Lot	87.50% 35	2.50% 1	2.50% 1	2.50% 1	5.00% 2	40	4.65

**Q4 AMMENTITIES. Please indicate how satisfied you were with the Fair Barn amenities in the following areas, on a scale from Very Satisfied to Very Dissatisfied.**

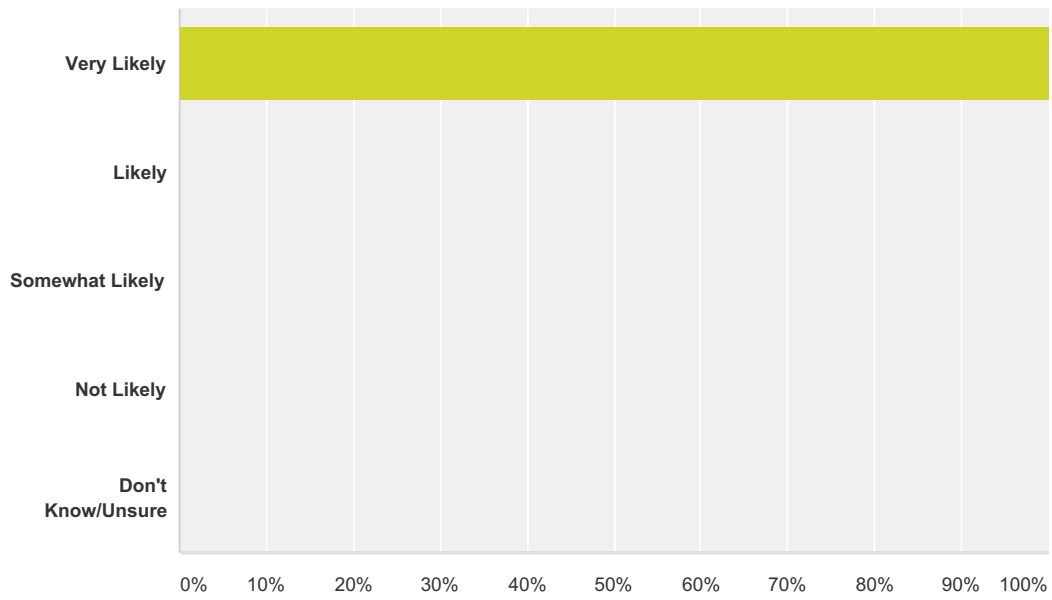
Answered: 40 Skipped: 0



	Very Satisfied	Satisfied	Neutral	Dissatisfied	Very Dissatisfied	Not Applicable	Total	Weighted Average
Tables	87.50% 35	7.50% 3	0.00% 0	0.00% 0	2.50% 1	2.50% 1	40	4.70
Chairs	87.50% 35	2.50% 1	2.50% 1	0.00% 0	2.50% 1	5.00% 2	40	4.58
Sound System	66.67% 26	7.69% 3	2.56% 1	0.00% 0	0.00% 0	23.08% 9	39	3.72
Dance Floor	74.36% 29	2.56% 1	2.56% 1	0.00% 0	2.56% 1	17.95% 7	39	3.92
Stage	47.37% 18	2.63% 1	7.89% 3	0.00% 0	0.00% 0	42.11% 16	38	2.71

### Q5 How likely are you to recommend the Fair Barn as an event venue to others?

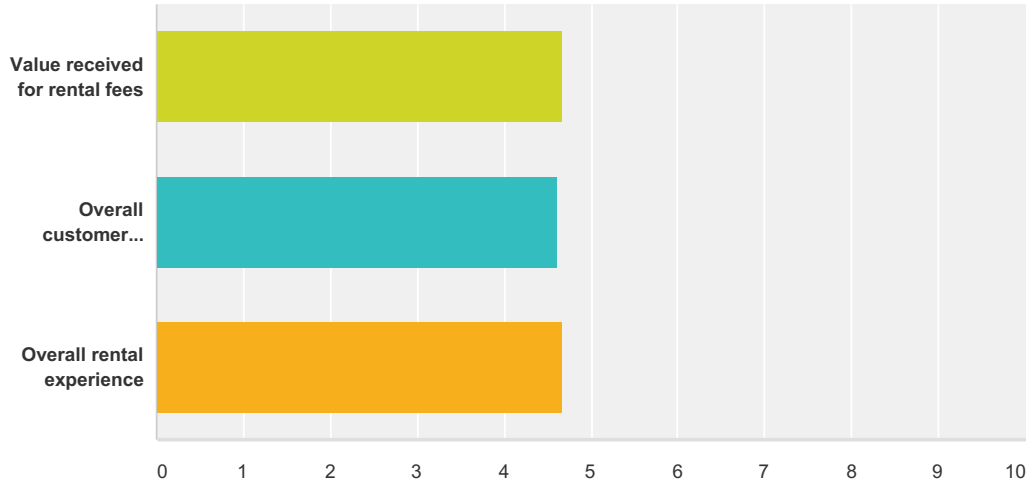
Answered: 40 Skipped: 0



Answer Choices	Responses
Very Likely	100.00% 40
Likely	0.00% 0
Somewhat Likely	0.00% 0
Not Likely	0.00% 0
Don't Know/Unsure	0.00% 0
<b>Total</b>	<b>40</b>

**Q6 RENTAL EXPERIENCE. Please indicate how satisfied you were in the Fair Barn rental experience in the following areas on a scale from Very Satisfied to Very Dissatisfied.**

Answered: 39 Skipped: 1



	Very Satisfied	Satisfied	Neutral	Dissatisfied	Very Dissatisfied	Total	Weighted Average
Value received for rental fees	84.21% 32	10.53% 4	0.00% 0	0.00% 0	5.26% 2	38	4.68
Overall customer service provided by venue staff	79.49% 31	12.82% 5	2.56% 1	0.00% 0	5.13% 2	39	4.62
Overall rental experience	84.21% 32	10.53% 4	0.00% 0	0.00% 0	5.26% 2	38	4.68

**Q7 Please indicate any additional  
comments or suggestions you may have.**

Answered: 23 Skipped: 17