

Update from the Criminal Justice Innovation Lab

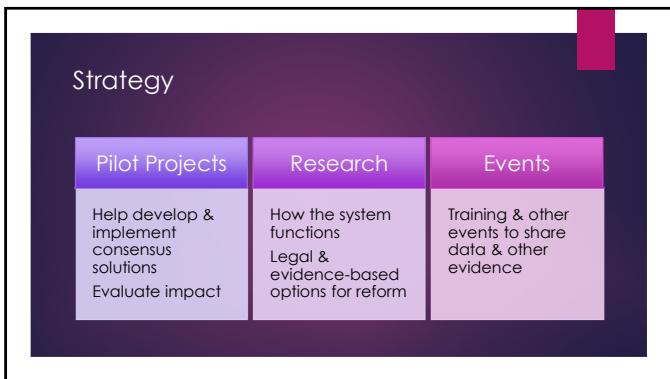
JESSICA SMITH
W.R. KENAN, JR. DISTINGUISHED PROFESSOR &
DIRECTOR, CRIMINAL JUSTICE INNOVATION LAB

1



Promote a **fair & effective criminal justice system, public safety, & economic prosperity** through an evidence-based approach to criminal justice policy

2



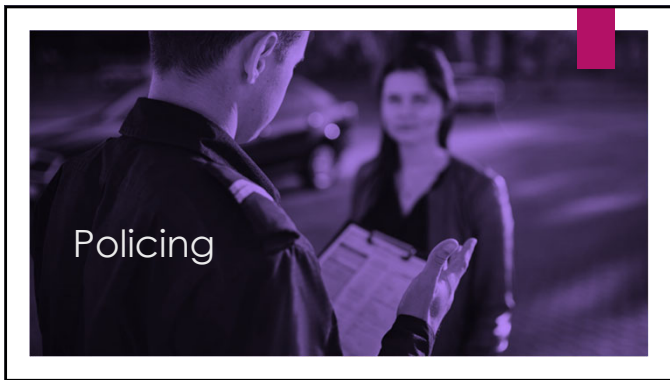
Strategy

Pilot Projects	Research	Events
Help develop & implement consensus solutions Evaluate impact	How the system functions Legal & evidence-based options for reform	Training & other events to share data & other evidence

3



4



5



6


The Citation Project

1. Develop a Model Citation In Lieu of Arrest Policy

7

The Citation Project

1. Develop a Model Citation In Lieu of Arrest Policy



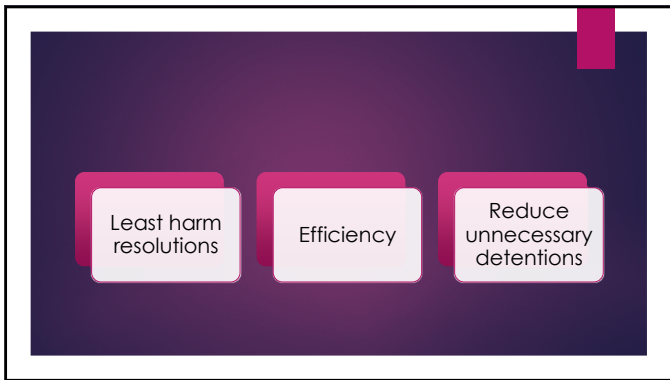
8

Least harm resolutions

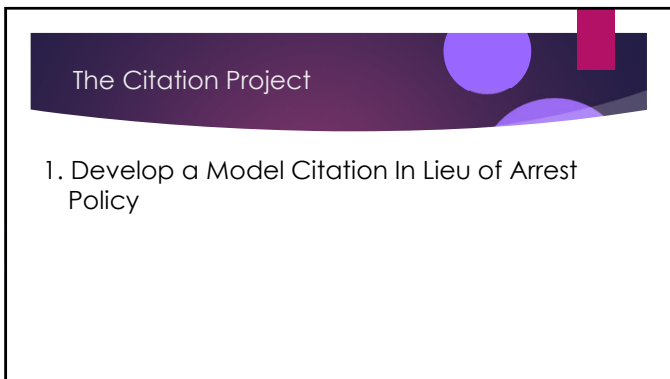
9



10



11



12

The Citation Project

1. Develop a Model Citation In Lieu of Arrest Policy
2. Implement the Model Policy in police department pilot sites

13

THE CITATION PROJECT POLICE DEPARTMENT PILOT SITES



14

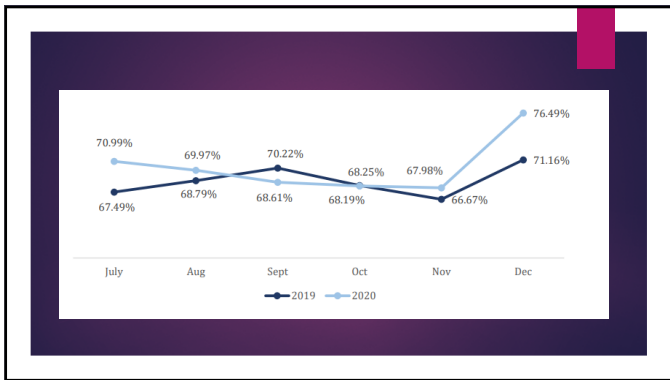
The Citation Project

1. Develop a Model Citation In Lieu of Arrest Policy
2. Implement the Model Policy in police department pilot sites
3. Conduct a rigorous evaluation assessing the Policy's impact

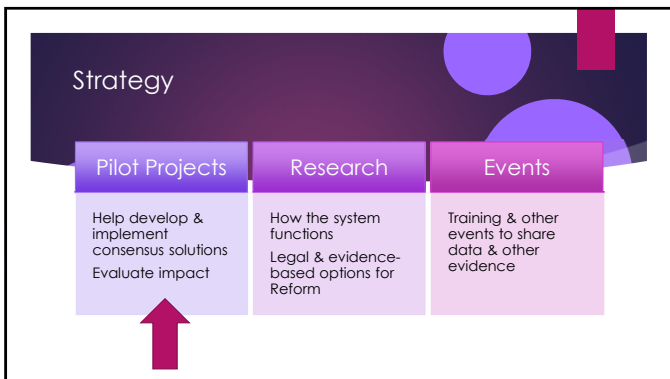
15



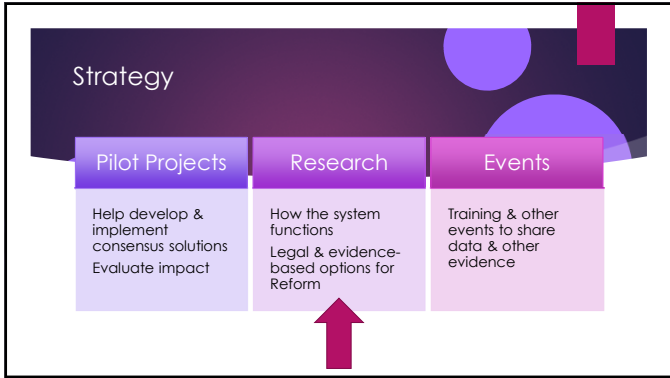
16



17



18



19



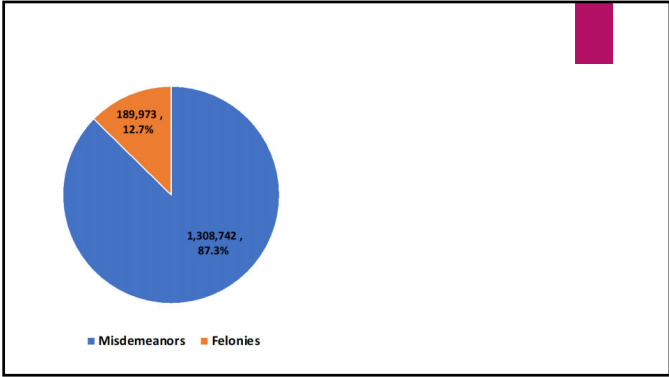
20

NC charged 1.5M crimes
in 2020

21

NC charged 1.5M crimes
in 2020
—
What percent were misdemeanors?

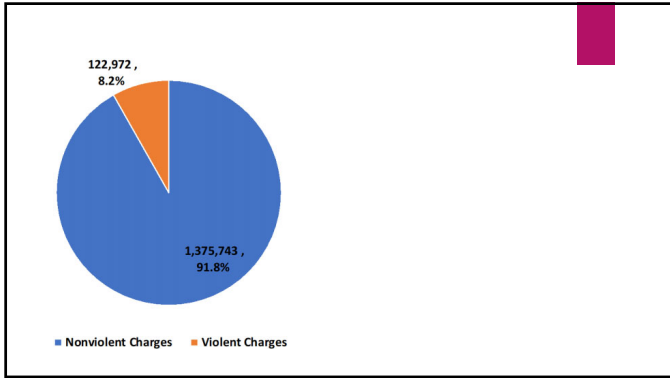
22



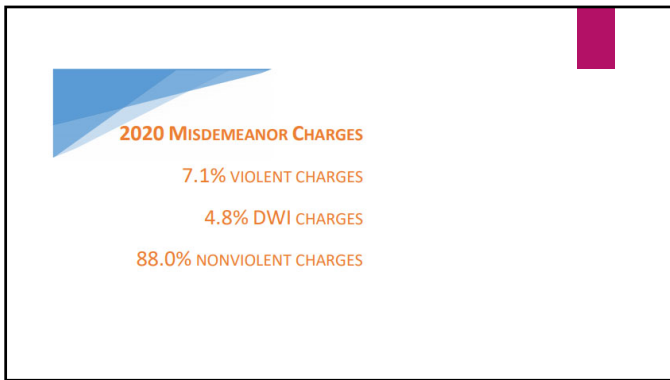
23

NC charged 1.5M crimes
in 2020
—
What percent were violent?

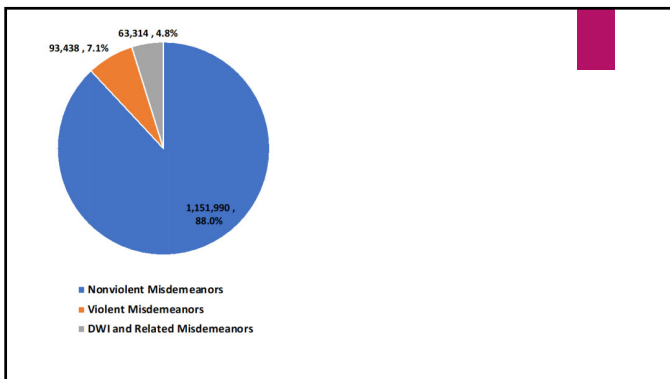
24



25



26



27

Non-DWI Misdemeanor Traffic Charge	Number
Speeding	272,845
DWLR non-impaired	139,364
Expired registration card/tag	110,124
No operator's license	93,932
Operating vehicle with no insurance	42,691
Reckless driving to endanger	34,174
Fictitious/alterd title/registration	33,564
Reckless driving - wanton disregard	26,631
Drive or allow driving no registration	22,225
Canceled, revoked, suspicious certificate or tag	19,774
DWLR impaired	14,710
Window tinting violation	10,523
No liability insurance	9,450
Drive or allow driving, plate not displayed	5,226
Hit/run leaving scene of property damage	4,945



28

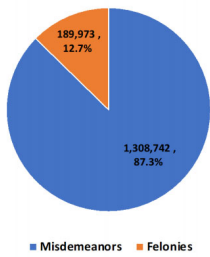
Nonviolent Misdemeanor Charge	Number
Larceny	34,576
Possession drug paraphernalia	27,321
Possession marijuana up to 1/2 oz.	21,796
Possession marijuana paraphernalia	21,462
Resisting public officer	20,708
Second degree trespass	20,455
Injury to personal property	13,467
Simple possession schedule VI CS	10,069
Possession stolen goods or property	6,882
Carrying concealed gun	5,634
Injury to real property	5,467
Shoplifting or concealment of goods	5,109
Simple possession schedule IV CS	4,166
Breaking or entering	3,999
Unauthorized use of motor vehicle	2,979

29

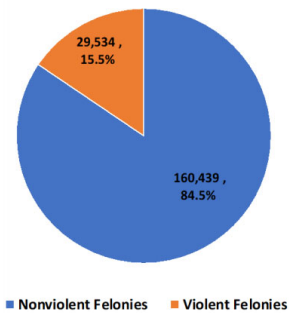
Violent Misdemeanor Charge	Number
Assault on female	24,919
Simple assault	16,350
Communicating threats	16,085
DV protective order violation	6,550
Assault with deadly weapon	5,071
Assault and battery	3,791
Child abuse	3,623
Assault on government official	3,040
Assault by pointing a gun	2,814
Cyberstalking	1,887
Harassing phone call	1,228
Assault inflicting serious injury	1,082
Stalking	1,072
Simple affray	1,072
Domestic criminal trespassing	943

30

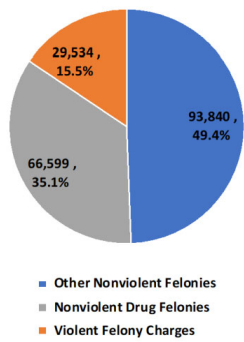
NC charged 1.5M crimes in 2020




31



32



33



34

Offense	Percentage Change	Absolute Change
Embezzlement	-45.4%	(499)
Larceny by removing anti-shoplifting device	-40.7%	(665)
Identity Theft	-33.6%	(1,509)
Larceny by Employee	-33.3%	(1,026)
Possession with intent, cocaine	-29.7%	(805)
Obtaining property by false pretenses	-29.4%	(4,341)
Forgery of instrument	-27.0%	(441)
Conspiracy, armed robbery	-27.0%	(371)
Uttering forged instrument	-25.1%	(572)
Possession of cocaine	-23.7%	(1,213)

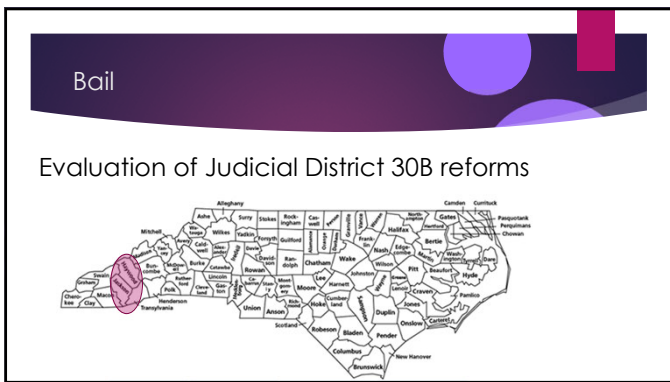
35

Offense	Percentage Change	Absolute Change
Second degree exploitation of minor	44.3%	448
Third degree exploitation of minor	40.3%	406
Possession of schedule I CS	21.7%	476
Flee/elude arrest with motor vehicle	21.3%	525
Assault with deadly weapon, intent to kill	18.8%	166
Possession with intent, schedule I CS	13.4%	140
Breaking or entering, intent to terrorize/injure	12.5%	137
Possession of firearm by felon	9.2%	576
Possession of marijuana	6.4%	103
Trafficking methamphetamine	5.5%	89


36



46



47



48

Percentage of cases receiving secured bond decreased:

- 26% in Haywood
- 35% in Jackson

49

Percentage of cases receiving secured bond decreased:

- 26% in Haywood
- 35% in Jackson

80%+ of Defs attended court in both counties in 2018 & 2019

- FTAs increased 1.55 percentage points in Haywood, 1.18 points in Jackson
- Non-appearance rate is highest in traffic cases

50

Percentage of cases receiving secured bond decreased:

- 26% in Haywood
- 35% in Jackson

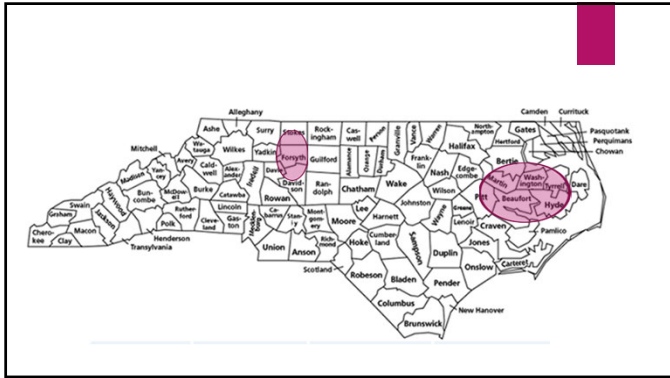
New criminal activity:

- 1.1 percentage point increase across district
- Most common new charge = traffic

80%+ of Defs attended court in both counties in 2018 & 2019

- FTAs increased 1.55 percentage points in Haywood, 1.18 points in Jackson
- Non-appearance rate is highest in traffic cases

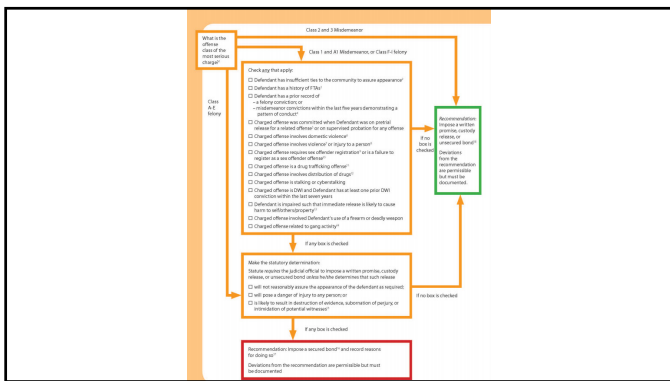
51



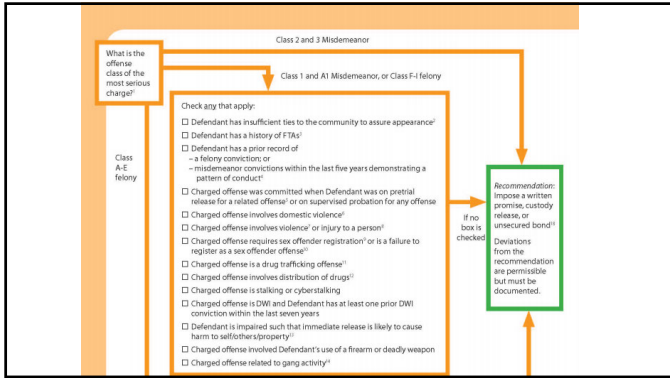
52



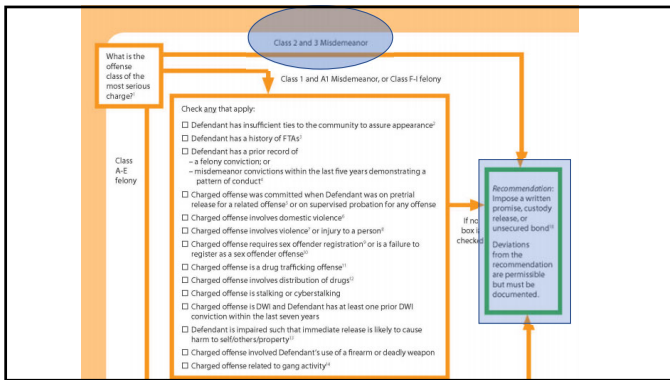
53



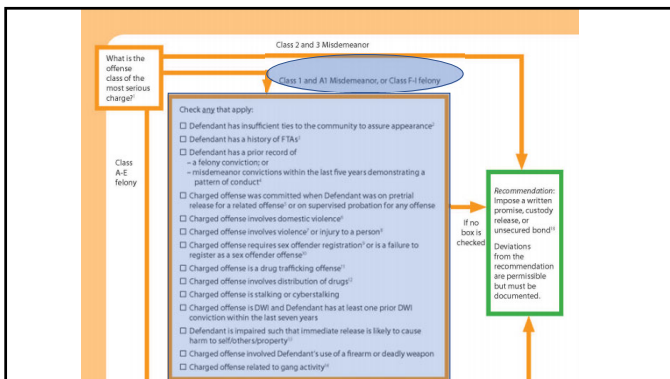
54



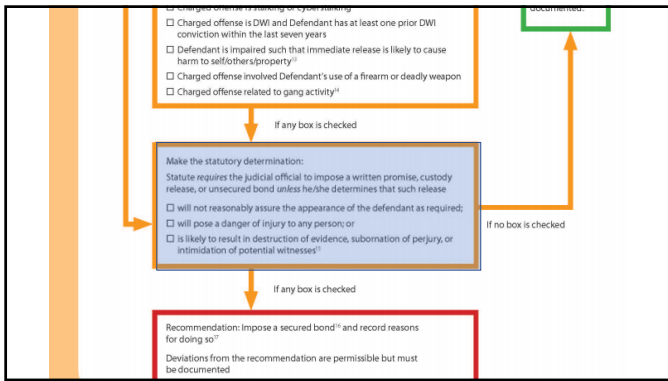
55



56



57



58

JD 21

- Magistrates issued conditions other than secured bond in majority of cases

59

JD 21

- Magistrates issued conditions other than secured bond in majority of cases
 - 73% of Class 2 & 3 misdemeanor cases

60

JD 21

- Magistrates **issued conditions other than secured bond in majority of cases**
 - 73% of Class 2 & 3 misdemeanor cases
 - 13% of Class A-E felony cases

61

JD 21

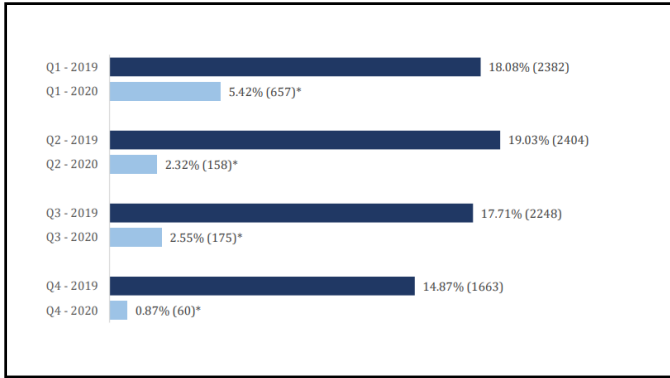
- Magistrates **issued conditions other than secured bond in majority of cases**
- **New criminal charges during the pretrial period decreased 4.78 percentage points**

62

JD 21

- Magistrates **issued conditions other than secured bond in majority of cases**
- **New criminal charges during the pretrial period decreased 4.78 percentage points**
- The number and percentage of **court non-appearances decreased**

63



64

JD 21

- Magistrates issued conditions other than secured bond in majority of cases
- New criminal charges during the pretrial period decreased 4.78 percentage points
- The number and percentage of court non-appearances decreased
- There was a 43.69% decrease in pretrial bookings

65

Bail

- Orange County NC reform project

66

Bail


- Orange County NC reform project
- New step-by-step tool for magistrates
- New process for responding to non-appearances in district court

67



A hand holding a blue marker is writing the words "NEW PROJECTS" in large, blue, capital letters on a whiteboard. A horizontal blue line is drawn below the text.

68



Stay in Touch
smithj@sog.unc.edu
<http://cijil.sog.unc.edu>

69
