

Canvas Login Instructions

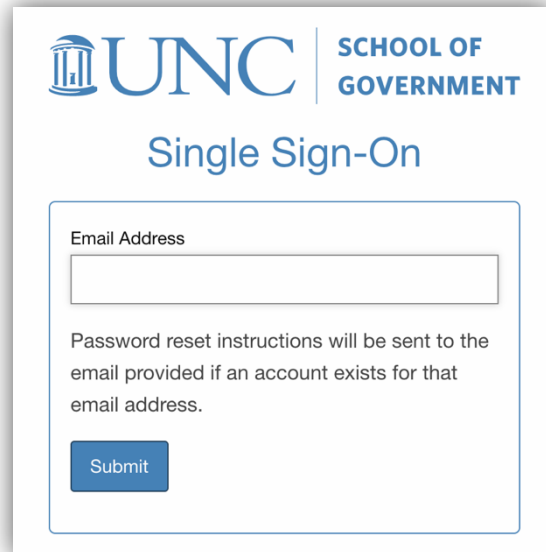
You can sign-in to the School of Government's new learning management system Canvas in three easy steps outlined below.

Step 1: Set Up Your Password

When you log in to Canvas for the first time, you need to set your password. You only need to do this once.

Remember your password for future School of Government courses.

Go to <https://sso.sog.unc.edu/user/password> and enter your email. This should be the same email that you used to register for the course.

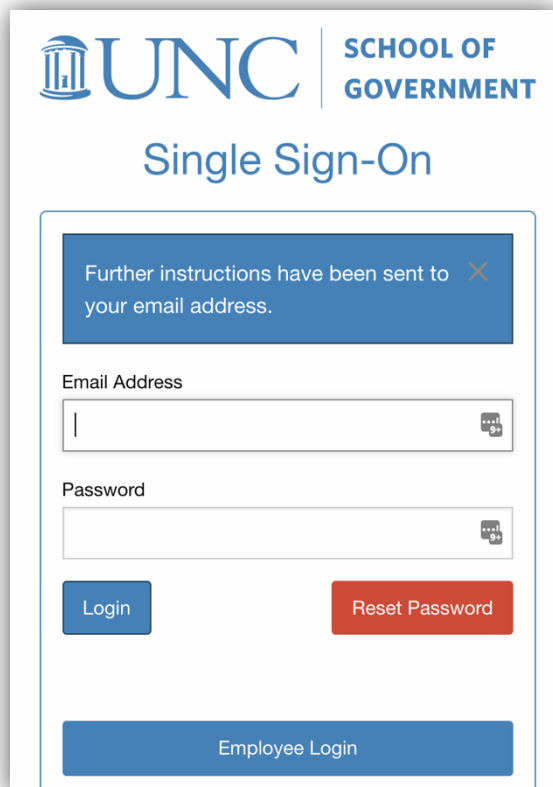


UNC | SCHOOL OF GOVERNMENT

Single Sign-On

Email Address

Password reset instructions will be sent to the email provided if an account exists for that email address.



UNC | SCHOOL OF GOVERNMENT

Single Sign-On

Further instructions have been sent to your email address. ✕

Email Address

Password

Step 2: Follow the Reset Password Instructions

Upon entering your email, you will see a confirmation that further instructions have been sent to your email address.

The email will have the title '**Replacement login information for placeholderforyouemail@address.com at School of Government Single Sign-On Service.**' The password reset link in the email will lead you to a one-time login that will allow you to choose your password.

The email should look like this:

This is a one-time login for *liebestefanie@gmail.com*.

Click on this button to log in to the site and change your password.

This login can be used only once.

Log in

Upon setting your password, you will see a confirmation that changes have been saved.

TIP: You can go through these two steps anytime you forgot your password and need to reset it.

The changes have been saved. ✕

Current password 🗑️

Required if you want to change the Email address or Password below. [Reset your password.](#)

Email address * 📧

A valid email address. All emails from the system will be sent to this address. The email address is not made public and will only be used if you wish to receive a new password or wish to receive certain news or notifications by email.

Password 🗑️

Password strength:

Confirm password 🗑️

Passwords match:
To change the current user password, enter the new password in both fields.

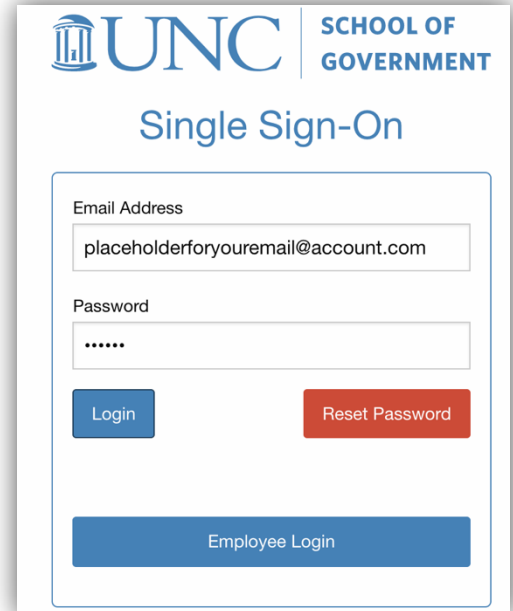
Save

Step 3: Sign-in to Canvas

You can now access the Canvas learning management system with your newly set password at <https://sogunc.instructure.com/>

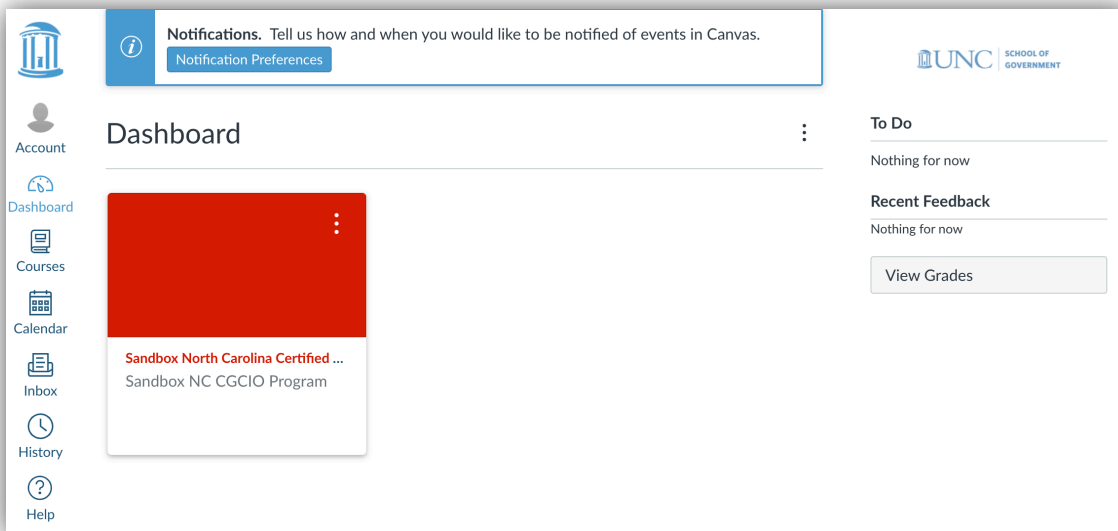
Note: You will need to enter your email address and the password that you created through the steps above.

You may be asked to accept the updated user policy. Please confirm to proceed.



The image shows a 'Single Sign-On' form for UNC School of Government. It includes fields for 'Email Address' (placeholder: placeholderforyouremail@account.com) and 'Password' (masked with dots). There are 'Login' and 'Reset Password' buttons, and an 'Employee Login' button at the bottom.

Once you are signed in, you will see the dashboard with your current course(s).



The image shows a screenshot of the Canvas dashboard. The top navigation bar includes 'Notifications' and 'Notification Preferences'. The main content area is titled 'Dashboard' and features a red card for 'Sandbox North Carolina Certified ... Sandbox NC CGCIO Program'. The left sidebar contains navigation icons for Account, Dashboard, Courses, Calendar, Inbox, History, and Help. The right sidebar shows 'To Do' (Nothing for now) and 'Recent Feedback' (Nothing for now) sections, with a 'View Grades' button.

From now on, you can go to <https://sogunc.instructure.com/> and access your learning materials. Your password will be the same for all School of Government courses.

Questions? Problems? Please contact instructionalsupport@sog.unc.edu as well as the program manager for your course. We are here to help!